

2024 annual report to the Community

Keithcot Farm Primary School

Keithcot Farm Primary School number: 1847

Partnership: Golden Way



School principal:

Derek Gallamore

A handwritten signature in black ink that reads "D. Gallamore".

Date of endorsement:

18/02/2025



Government
of South Australia
Department for Education

Context Statement

Keithcot Farm Primary School caters for students from R-6. At the time of this report, the enrolment in 2024 is 340. Keithcot Farm Primary School is classified as Category 6 on the Department for Education Index of Educational Disadvantage. At the time of this report, the school population includes 4% Aboriginal students, 35% students with disabilities, 5% students with English as an additional language or dialect (EALD) funded background. Further information about the school is available on the school's website (including its context statement), as well as the My School website.

Data Source: Department for Education data holdings from Mid census captured in AUGUST 2024.

Governing Council Report

For those who don't know me, I am Bernard Toonen, and I was the elected Chairperson for 2024, with Vince Perre elected as Deputy Chair. Kent Andrews was elected as our 2024 Treasurer. We were supported by KFPS Principal Derek Gallamore, and Assistant Principals in Jaye Turnbull and Travis Braithwaite. The Keithcot Kings OSHC was operated by Director Mary Marchant. In all of these roles we were supported by our wider teams in the Governing Council and Teaching and support staff.

My children had already begun at KFPS and in 2018 I nominated to join the Governing Council. This was an opportunity to contribute to the community, have an interest in what my children's school is doing, and expand my personal and professional experiences.

When I first started Carol Farnworth was not yet the formal KFPS Principal – she was in an acting roll. Fast forward to later that year and Carol won the role as Principal. Fast forward some more years, and in 2022, Carol announced she would not re-apply for her contract, and entered a transition to retirement, at which point the Principal role became vacant. And our current leader Derek Gallamore interviewed and was successful in obtaining the Principal role, stepping in to his first AGM and GC meeting in the beginning of 2024.

Since 2018, I have seen many changes in the school with different approaches, different faces, and different world climates. We endured changes of government, we endured COVID – just to name a few. One thing that I believe we did as a Governing Council was bring up the standard in approach and professionalism. As a new member, I observed our meetings having multiple people talking, side meetings, we had more chats and talk than real outcomes, and we had members who pursued personal agendas for their own children. Our role as a Governing Council is to support our school community and act as a leadership council on School Governance roles and implications. We are not directly teaching or running the daily management of the school, whose responsibility is the function of the principal and teaching staff. As a whole, I believe that the current group of Governing Council members and the supporting functions (e.g. Fundraising) exemplify what being a great volunteer, great contributor, and respectful and responsible persons are.

For my own personal growth and life journey, in late 2024 I announced to the Principal and Governing Council that I will be stepping down and off the Governing Council. To this point, the role will transition to a new Chairperson who is to lead, guide and demonstrate true values in their leadership. The deputy chair Vince Perre will act as the chair until a new chairperson is appointed at the first meeting of council after the AGM.

Highlights and other important information and activities for 2024:

KFPS's new Principal Derek Gallamore commenced his tenure as Principal. Congratulations to Derek and I wish you all the best for the many more years ahead.

We incorporated a Acknowledgement of Country and other acknowledgements into the normal running of our Governing Council meetings.

Again in 2024, KFPS achieved a ZERO deficiency report when the Government conducted a Financial Audit of our school. A real great achievement and credit to the school finance and leadership team.

We have maintained a healthy savings accounts for both the Keithcot Farm Primary School and the KFPS OSHC.

Discussion and agreement on key issues regarding the OSHC Worker Retention scheme by the Federal Government to support the workers in the sector.

We concluded the transition for our new uniform supplier, from School Locker to Devon. While we had an initial issue of remaining stock from School Locker and incurred debt, we managed to have sales to mitigate the exposure and have a uniform transition plan to ensure a complete changeover to the new logo by 2028.

We had an outstanding contribution by the Fundraising team led by Susan Toonen and support by her key team members and other volunteers. In the year 2024 they had contributed to the raising of \$10,335.26 for the school community.

x2 Schnitzel Nights held – Blue Gums and also Brahma Lodge. These were fantastic and had a great turnout from the school community. Led by the Fundraising team with support.

Another successful cohort graduated from Children’s University.

2024 End of year concert held in the King’s Baptist Gym – another example of the school community coming together.

2024 Year 6 Graduation Ceremony – held for the first time in the Kings Community Theatre.

We had acknowledged our volunteers through a morning tea with annual awards for their contributions and excellence with the Wirght Award going to Fiona Matthews and the other award going to Christie Duffy.

On a person note, I would like to thank the principal, Derek Gallamore for his contributions to the school and making the school his own encapsulating his vision and guidance to the school teaching staff, children, parents and the wider community.

I would like to thank the teaching and supporting staff for their contributions in teaching and assisting in raising our children into teenage hood and beyond.

A huge thank you to the Governing Council members. You have contributed to the school in many ways, sometimes more than you think. You have participated in a respectful and deliberate manner – I thank you.

Lastly, a huge thank you to Darren Walker who has completed his many years tenures at Keithcot Farm with roles as a GC member, Treasurer and Chairperson. His years extend many more than mine (or 10yrs service). His contributions have been invaluable.

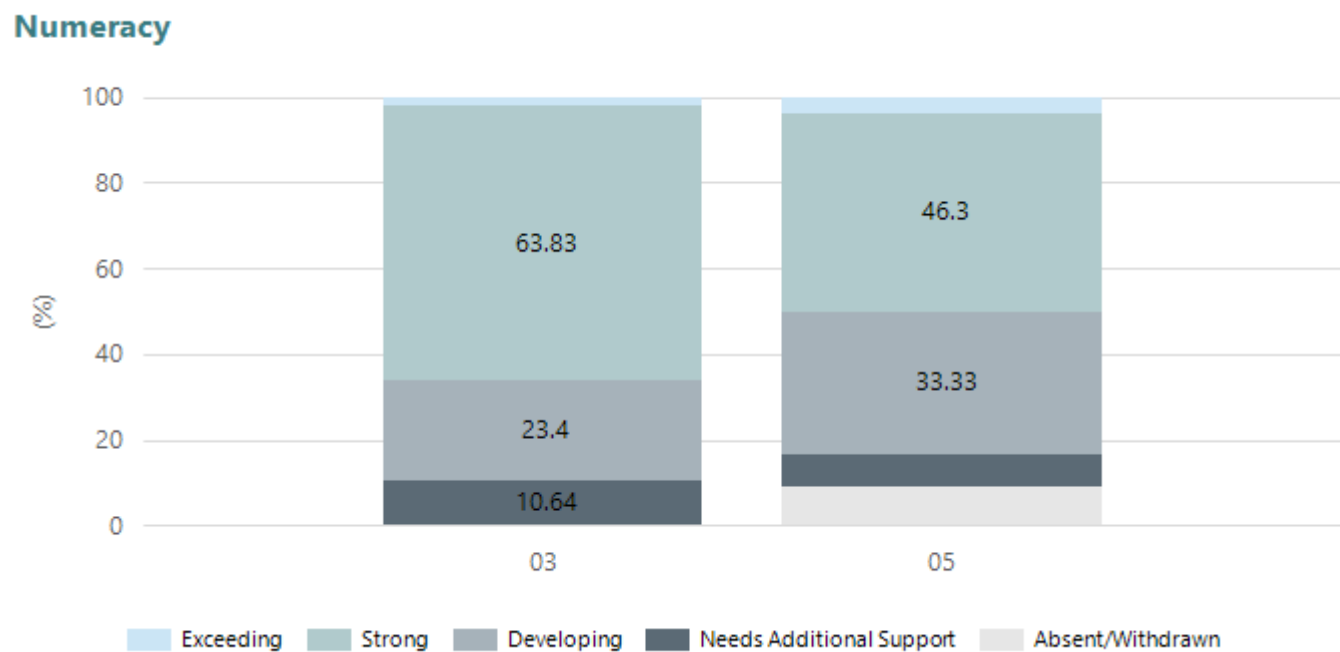
In closing, I would like to say that I have had many learnings and opportunities from this experience. I encourage all of you who are current or aspiring Governing Councillors or volunteers, to just give it a go. You are a role model to those around you.

Thank you for your having me as your 2024 Chairperson. Your school is in great hands.

Performance Summary

NAPLAN Proficiency

In 2023 the Australian Curriculum, Assessment and Reporting Authority (ACARA) - a Commonwealth Independent statutory authority - announced changes to NAPLAN performance reporting. The new approach replaces the previous numerical NAPLAN bands and the national minimum standard.

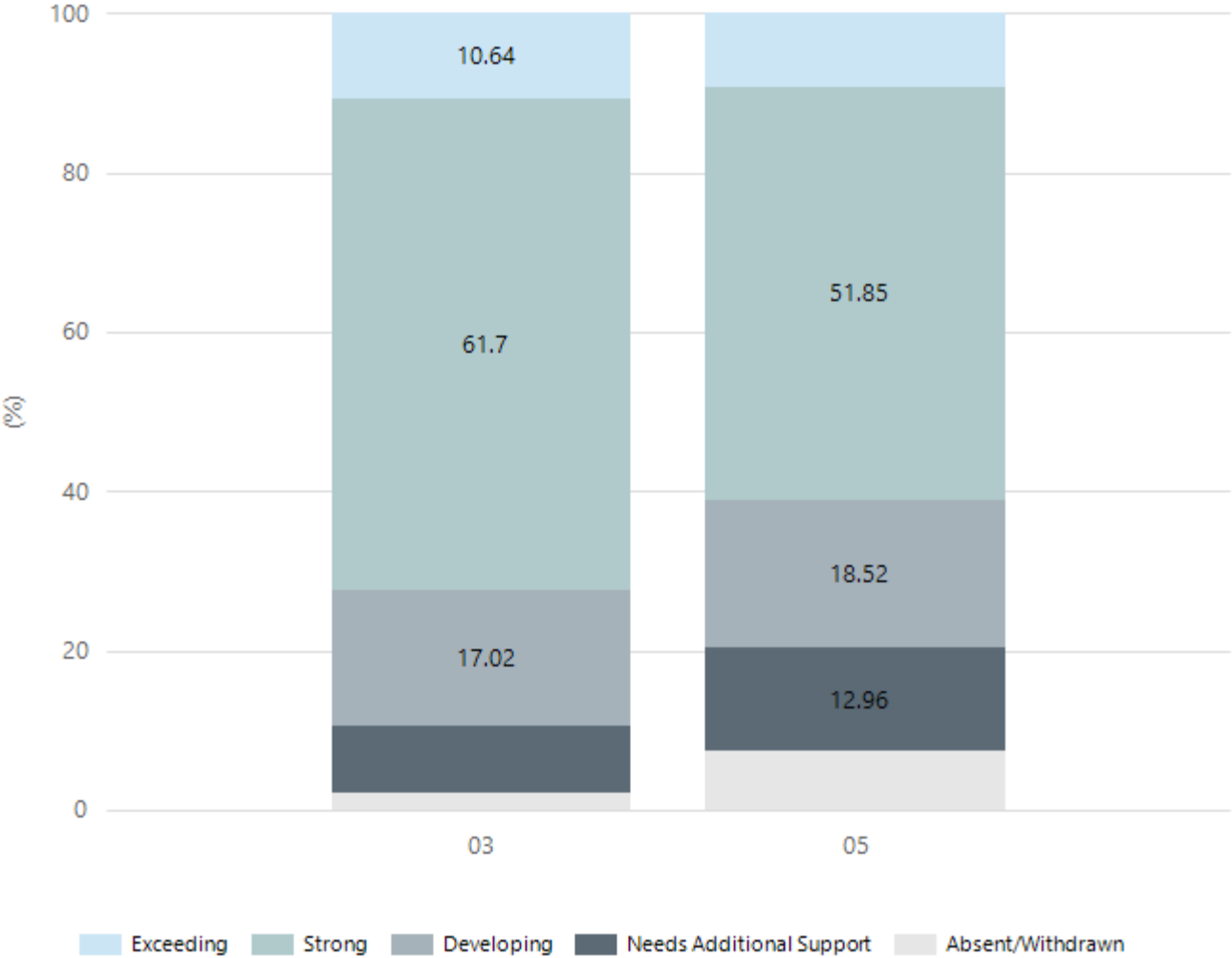


| | | |
|------------|----|----|
| Year Level | 03 | 05 |
| Exceeding | 1 | 2 |

| | | |
|--------------------------|----|----|
| Strong | 30 | 25 |
| Developing | 11 | 18 |
| Needs Additional Support | 5 | 4 |
| Absent/Withdrawn | | 5 |
| Total | 47 | 54 |

Data Source: Department for Education Assessment Data Holdings, 2024. If there are less than 6 students who sat NAPLAN in a school, no information will be shown. If a year level has less than 6 students, that year level will not be shown in NAPLAN results.

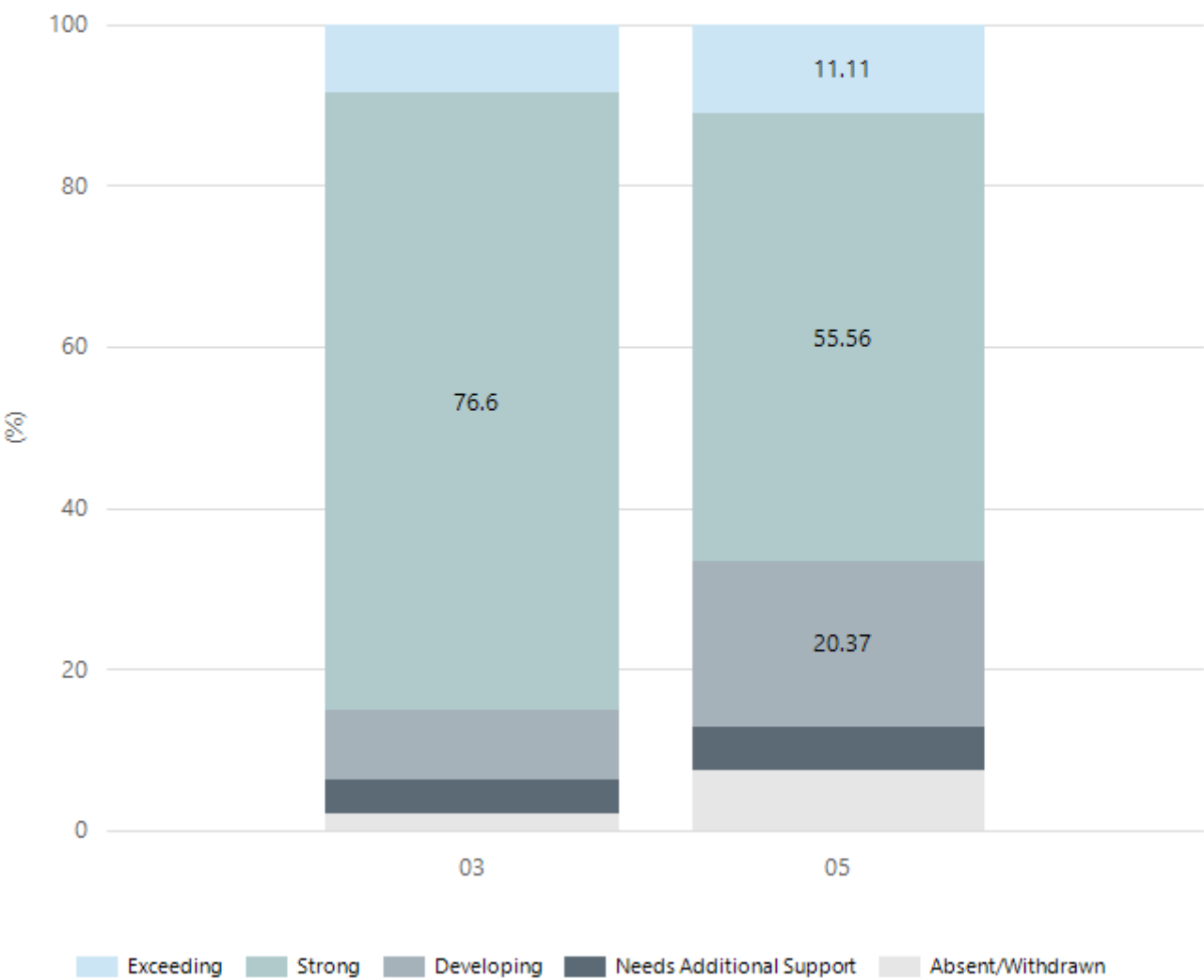
Reading



| Year Level | 03 | 05 |
|--------------------------|----|----|
| Exceeding | 5 | 5 |
| Strong | 29 | 28 |
| Developing | 8 | 10 |
| Needs Additional Support | 4 | 7 |
| Absent/Withdrawn | 1 | 4 |
| Total | 47 | 54 |

Data Source: Department for Education Assessment Data Holdings, 2024. If there are less than 6 students who sat NAPLAN in a school, no information will be shown. If a year level has less than 6 students, that year level will not be shown in NAPLAN results.

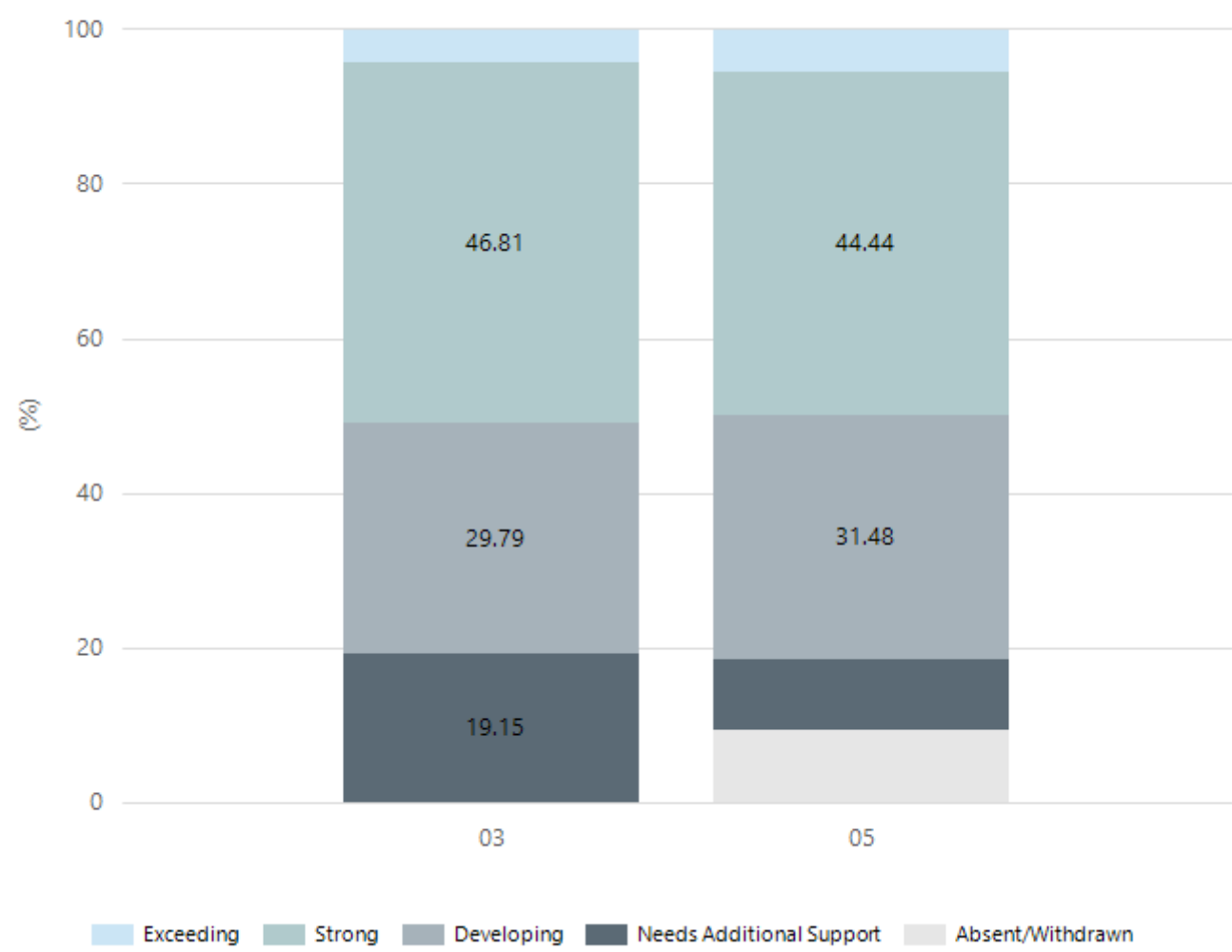
Writing



| Year Level | 03 | 05 |
|--------------------------|----|----|
| Exceeding | 4 | 6 |
| Strong | 36 | 30 |
| Developing | 4 | 11 |
| Needs Additional Support | 2 | 3 |
| Absent/Withdrawn | 1 | 4 |
| Total | 47 | 54 |

Data Source: Department for Education Assessment Data Holdings, 2024. If there are less than 6 students who sat NAPLAN in a school, no information will be shown. If a year level has less than 6 students, that year level will not be shown in NAPLAN results.

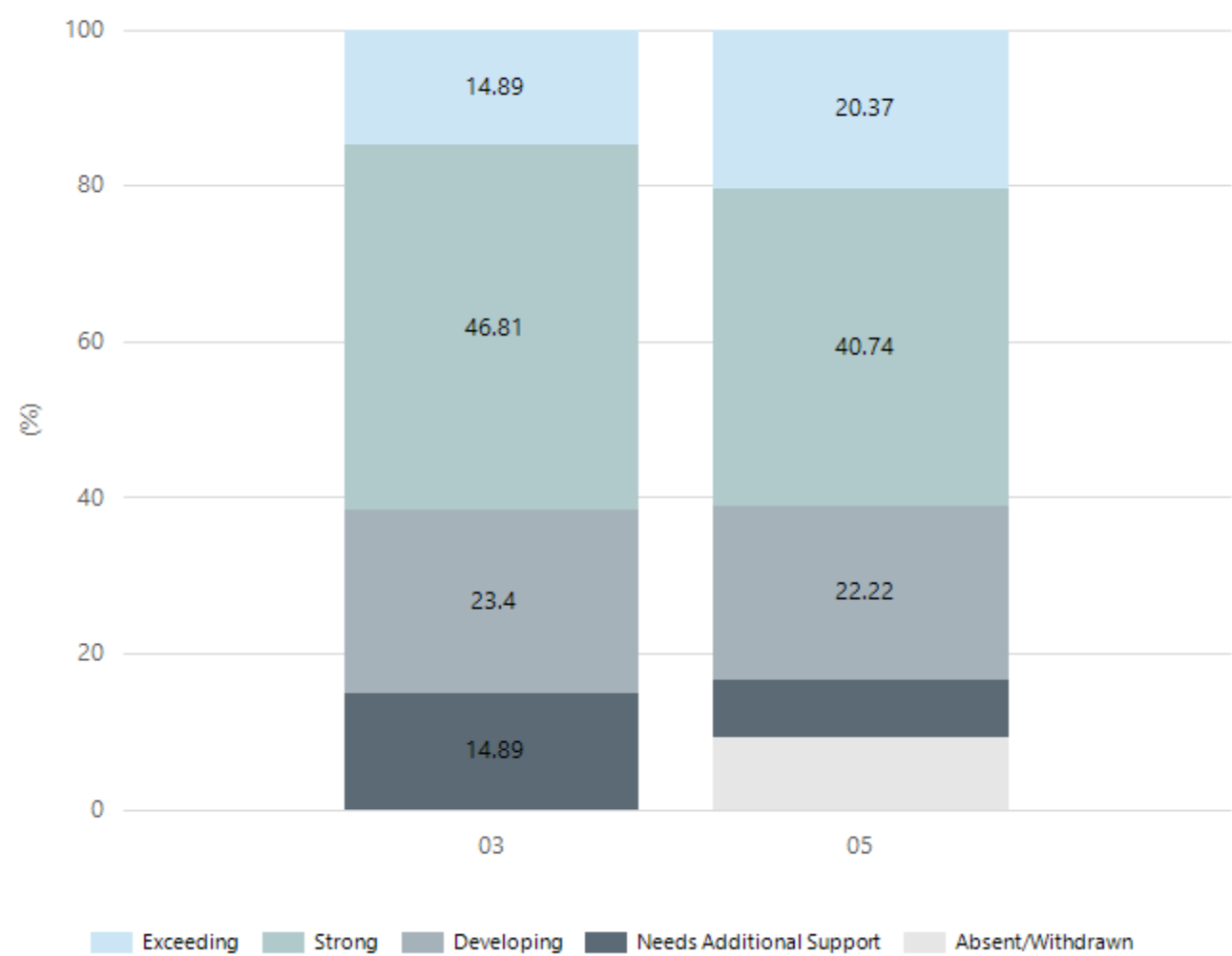
Grammar



| Year Level | 03 | 05 |
|--------------------------|----|----|
| Exceeding | 2 | 3 |
| Strong | 22 | 24 |
| Developing | 14 | 17 |
| Needs Additional Support | 9 | 5 |
| Absent/Withdrawn | | 5 |
| Total | 47 | 54 |

Data Source: Department for Education Assessment Data Holdings, 2024. If there are less than 6 students who sat NAPLAN in a school, no information will be shown. If a year level has less than 6 students, that year level will not be shown in NAPLAN results.

Spelling



| Year Level | 03 | 05 |
|--------------------------|----|----|
| Exceeding | 7 | 11 |
| Strong | 22 | 22 |
| Developing | 11 | 12 |
| Needs Additional Support | 7 | 4 |
| Absent/Withdrawn | | 5 |
| Total | 47 | 54 |

Data Source: Department for Education Assessment Data Holdings, 2024. If there are less than 6 students who sat NAPLAN in a school, no information will be shown. If a year level has less than 6 students, that year level will not be shown in NAPLAN results.

School Attendance

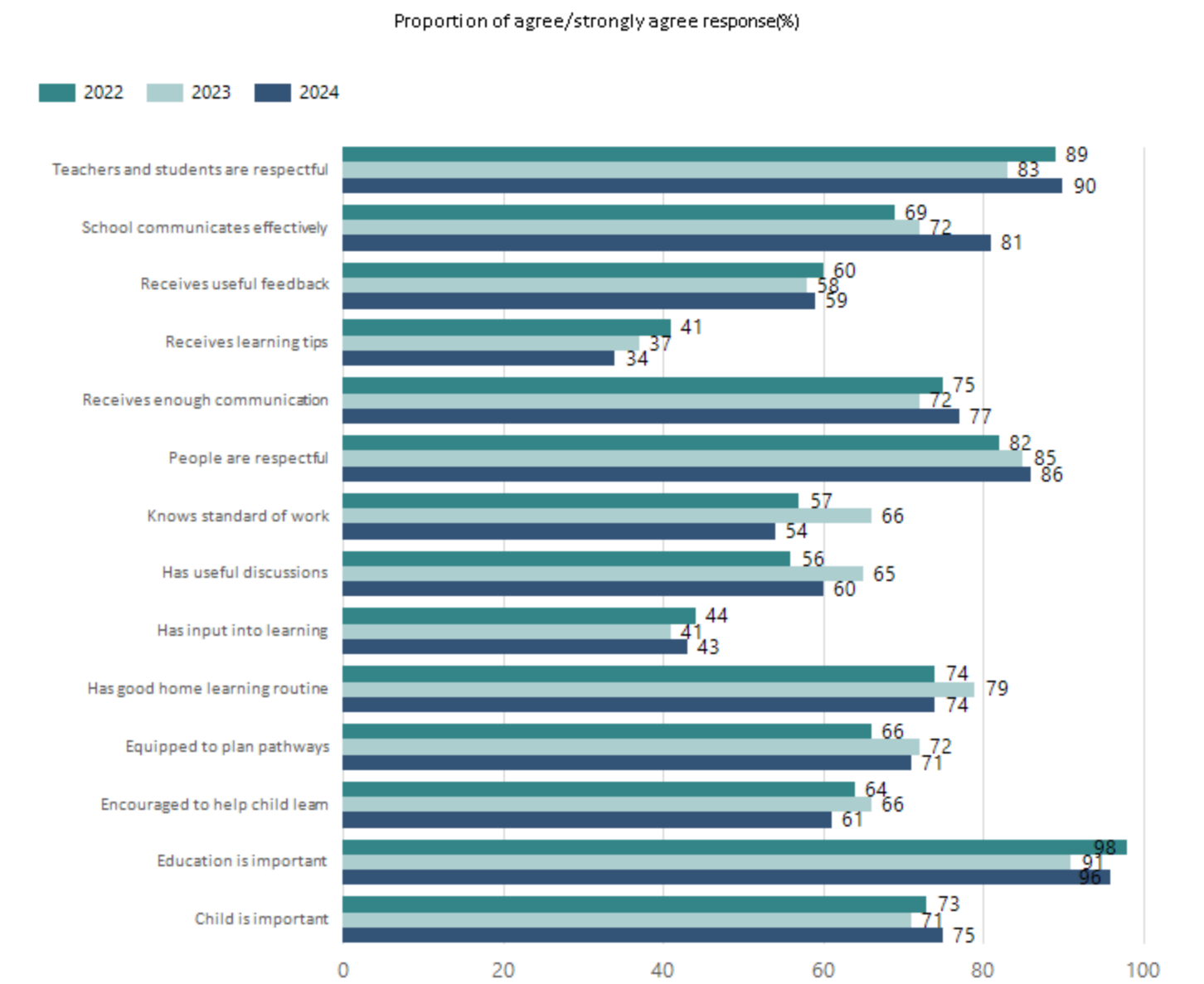
| Year Level | 2022 | 2023 | 2024 |
|---------------|-------|-------|-------|
| Reception | 89.3% | 89.9% | 91.4% |
| Year 01 | 86.8% | 91.2% | 90.0% |
| Year 02 | 91.9% | 87.5% | 90.1% |
| Year 03 | 86.9% | 92.8% | 90.6% |
| Year 04 | 85.8% | 89.0% | 92.4% |
| Year 05 | 89.6% | 91.3% | 89.3% |
| Year 06 | 86.5% | 88.0% | 88.5% |
| Primary Other | 66.7% | | |
| Total | 88.0% | 90.0% | 90.3% |

Data Source: Department for Education Attendance Data, Semester 1 Report 2024. A blank cell indicates there we no students enrolled. 'Primary Other' includes students enrolled in specialised education options. 'Secondary Other' includes students who have already spent a year at Year 12 and elected to undertake further study at Year 12.

Attendance Comment

In South Australia, all children and young people must be in school from 6 years to 16 years old. They must attend a government or non-government school full time. From age 16 to 17 however, young people must attend school or an approved learning program (such as an apprenticeship, traineeship, accredited course or university). Schools and parents must encourage and support students to come to school every day. Parents and caregivers must make sure their child is enrolled in a school, and attends school all day and everyday it is open, unless a child is sick or has an approved exemption. Teachers and leaders actively follow up when a student misses school, including recording all absences and non-attendance. All schools in South Australia have local attendance procedures governed under the Education and Children's Services Regulations 2020.

School Parent Opinion Survey Results



Data Source: 2024 Department for Education Parent Opinions Survey, Term 3 2024.

Intended Destination

| Leave Reason | Number | % |
|--|--------|--------|
| TG - TRANSFERRED TO SA GOVERNMENT SCHOOL | 8 | 100.0% |

Data Source: Department for Education Destination Data Report, 2024. Data extract term 3 2024. Data shows recorded destinations for students that left the school in the previous year. Data is uploaded by schools in term 3 and may not reflect final or total figures at time of report creation.

Highest Qualifications held by the teaching workforce and workforce composition

All teachers at this school are qualified and registered with the SA Teachers Registration Board.

| Qualification Level | Number of Qualifications |
|--------------------------------|--------------------------|
| Bachelor's degrees or Diplomas | 25 |
| Postgraduate Qualifications | 1 |

Data Source: Data extracted from Mandatory Workforce Information Collections as on the last pay date of June 2024. As self-reported by staff in the system.

Please note: Data includes staff who are Actively employed and on extended paid leave. Please note only the highest qualification of the Teaching staff is reported. Excludes any number of other certifications earned.

Workforce composition including indigenous staff

| | Teaching Staff | | Non-Teaching Staff | |
|-----------------------|----------------|----------------|--------------------|----------------|
| | Indigenous | Non-Indigenous | Indigenous | Non-Indigenous |
| Full-Time Equivalents | 0.0 | 21.6 | 0.9 | 9.3 |
| Persons | 0.0 | 26.0 | 1.0 | 15.0 |

Data Source: Data extracted from Mandatory Workforce Information Collection as on the last pay date of June 2024.

Please note: Data includes staff who are actively employed and on extended paid leave. "Indigenous category" is self-reported by staff in the system.

Financial Statement

| Funding Source | Amount |
|----------------------|--------------|
| Grants: State | 3,900,584.25 |
| Grants: Commonwealth | |
| Parent Contributions | 150,085.23 |
| Fund Raising | 5,242.73 |
| Other | 313,248.40 |

Data Source: School supplied data.